

Overview - Public Entities Quarterly Reporting

Approved receipts

111,2

24,9%

Approved spending

129,5

20,0%

Surplus/(deficit)

-18,3

- ☐ R billion
- ☒ R million
- ☐ R thousand

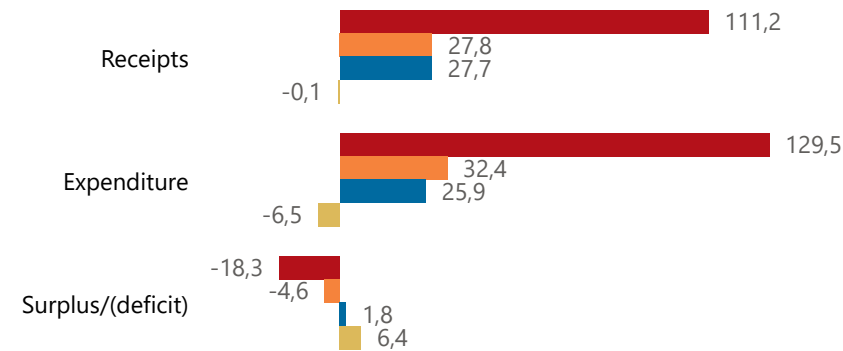


national treasury

Department:
National Treasury
REPUBLIC OF SOUTH AFRICA

Consolidation

● Approved ● Forecast ● YTD ● Variance



Composition of receipts



Composition of spending



Functional grouping



Quarter

1

Cluster

All

Department

Sport, Arts and Culture

Entity

Freedom Park Trust

Spending by PFMA schedule



Public Entities Receipts

Approved sales of G&S

(Blank) (Blank)

Approved transfers

111,0 25,0%



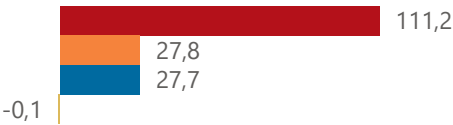
national treasury

Department:
National Treasury
REPUBLIC OF SOUTH AFRICA

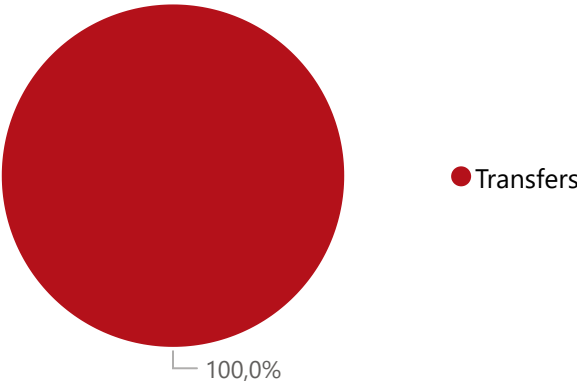
- ☐ R billion
- ☒ R million
- ☐ R thousand

Actual vs Forecast

● Approved ● Forecast ● YTD ● Variance



Composition of receipts



Top 5 Receipts



Quarter

1

Cluster

All

Department

Sport, Arts and Culture

Entity

Freedom Park Trust

Top 5 Transfers



Receipts

Level 3	Approved	YTD	% YTD
+ Transfers	111,0	27,7	100,0%
+ Interest & dividends	0,3		
Total	111,2	27,7	100,0%

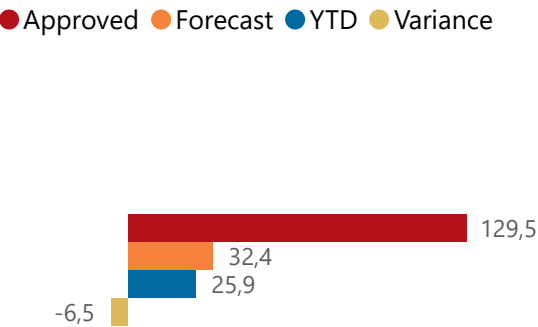
Top 10 Entities



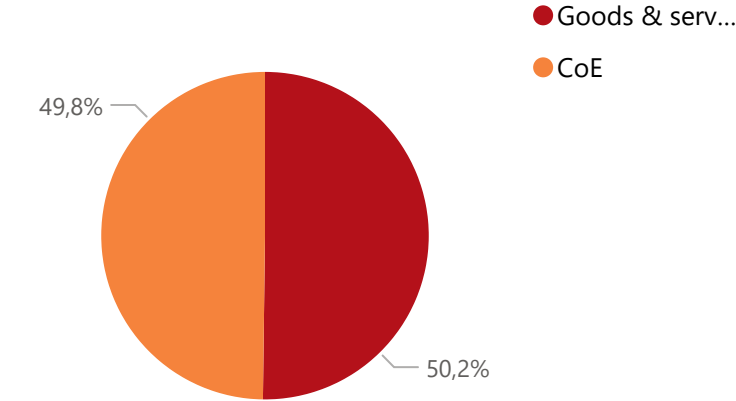
Public Entities Spending

Approved CoE	Approved G&S	Approved transfers
63,220,4%	66,219,6%	222,424,9%

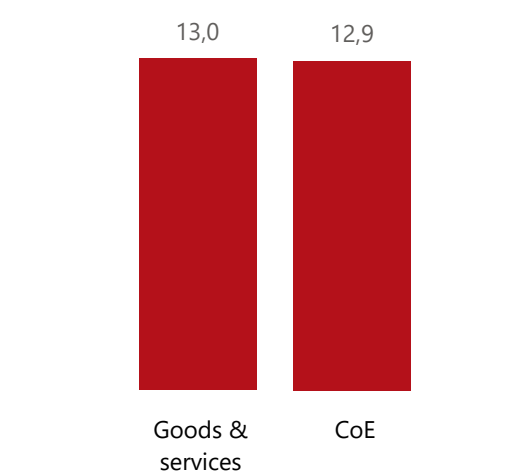
Actual vs Forecast



Composition of spending



Top 5 Goods & services



Capital assets

Spending

Level 3	Approved	YTD	% YTD
⊕ Goods & services	66,2	13,0	50,2%
⊕ CoE	63,2	12,9	49,8%
Total	129,5	25,9	100,0%

Top 10 Entities



national treasury
Department:
National Treasury
REPUBLIC OF SOUTH AFRICA

- R billion
- R million
- R thousand

Quarter

1

Cluster

All

Department

Sport, Arts and Culture

Entity

Freedom Park Trust